

## Surface Integrals of Scalar Functions

Let  $\vec{\Phi}: D \subset \mathbb{R}^2 \rightarrow \mathbb{R}^3$  be a parametrization of a surface  $S$  and  $D$  an Elementary Region (ie,  $y \in [c, d]$  and  $h_1(y) \leq x \leq h_2(y)$ , and/or  $x \in [a, b]$  and

$$k_1(x) \leq y \leq k_2(x)): \quad \vec{\Phi}(u, v) = \langle x(u, v), y(u, v), z(u, v) \rangle.$$

Def. If  $f(x, y, z)$  is a real-valued continuous function on a parametrized surface  $S$ , we define the integral of  $f(x, y, z)$  over  $S$  to be:

$$\iint_S f(x, y, z) dS = \iint_D f(\vec{\Phi}(u, v)) |\vec{T}_u \times \vec{T}_v| du dv.$$

Notice that if  $f(x, y, z) = 1$ , then this integral equals the surface area of  $S$ .

The motivation for this definition is similar to that for surface area.

Ex. Evaluate  $\iint_S f dS$  when  $f(x, y, z) = x^2 + y^2 + z$  and  $S$  is the portion of the cone defined by:  $x = r \cos \theta$   $y = r \sin \theta$   $z = r$ ;  $0 \leq r \leq 1$   $0 \leq \theta \leq 2\pi$ .

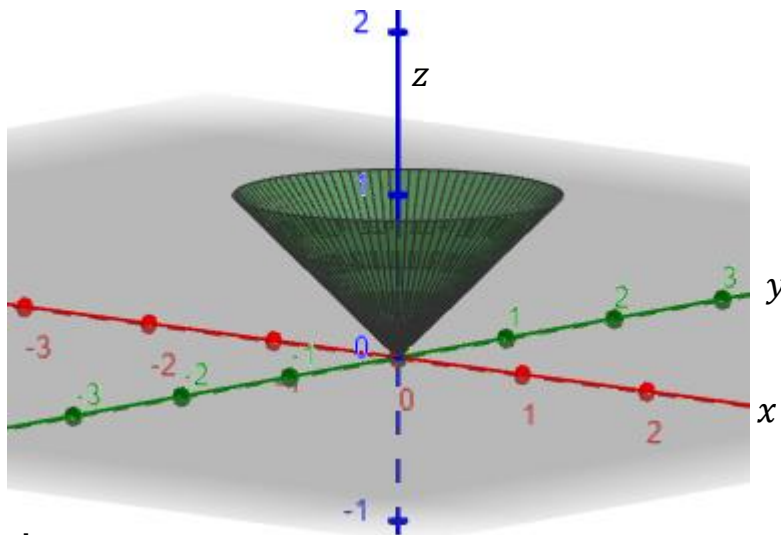
We saw from an earlier example:

$$\vec{\Phi}(r, \theta) = \langle r \cos \theta, r \sin \theta, r \rangle$$

$$\vec{T}_r = \langle \cos \theta, \sin \theta, 1 \rangle$$

$$\vec{T}_\theta = \langle -r \sin \theta, r \cos \theta, 0 \rangle$$

$$\vec{T}_r \times \vec{T}_\theta = \begin{vmatrix} \vec{i} & \vec{j} & \vec{k} \\ \cos \theta & \sin \theta & 1 \\ -r \sin \theta & r \cos \theta & 0 \end{vmatrix} = -r \cos \theta \vec{i} - r \sin \theta \vec{j} + r \vec{k};$$



So we have:

$$\begin{aligned} |\vec{T}_r \times \vec{T}_\theta| &= \sqrt{r^2 \cos^2 \theta + r^2 \sin^2 \theta + r^2} \\ &= |r|\sqrt{2}. \quad (r \geq 0, \text{ so don't need } | \cdot |). \end{aligned}$$

$$f(\vec{\Phi}(r, \theta)) = x^2 + y^2 + z = r^2 \cos^2 \theta + r^2 \sin^2 \theta + r.$$

$$\begin{aligned} \iint_S f dS &= \int_{\theta=0}^{2\pi} \int_{r=0}^1 (r^2 \cos^2 \theta + r^2 \sin^2 \theta + r) r \sqrt{2} dr d\theta \\ &= \sqrt{2} \int_{\theta=0}^{2\pi} \int_{r=0}^1 (r^2 + r) r dr d\theta = \sqrt{2} \int_{\theta=0}^{2\pi} \int_{r=0}^1 (r^3 + r^2) dr d\theta \\ &= \sqrt{2} \int_{\theta=0}^{2\pi} d\theta \int_{r=0}^1 (r^3 + r^2) dr = \sqrt{2} (2\pi) \left( \frac{r^4}{4} + \frac{r^3}{3} \Big|_0^1 \right) = \frac{7\sqrt{2}\pi}{6}. \end{aligned}$$

Ex. Compute the surface integral  $\iint_S x^2 dS$ , where  $S$  is the unit sphere.

$$x = \cos\theta \sin\phi \quad y = \sin\theta \sin\phi \quad z = \cos\phi; \quad 0 \leq \phi \leq \pi, \quad 0 \leq \theta \leq 2\pi.$$

$$\vec{\Phi}(\phi, \theta) = \langle \cos\theta \sin\phi, \sin\theta \sin\phi, \cos\phi \rangle; \quad 0 \leq \phi \leq \pi \quad 0 \leq \theta \leq 2\pi.$$

$$\vec{T}_\phi = \langle \cos\theta \cos\phi, \sin\theta \cos\phi, -\sin\phi \rangle$$

$$\vec{T}_\theta = \langle -\sin\theta \sin\phi, \cos\theta \sin\phi, 0 \rangle$$

$$\vec{T}_\phi \times \vec{T}_\theta = \begin{vmatrix} \vec{i} & \vec{j} & \vec{k} \\ \cos\theta \cos\phi & \sin\theta \cos\phi & -\sin\phi \\ -\sin\theta \sin\phi & \cos\theta \sin\phi & 0 \end{vmatrix}$$

$$\vec{T}_\phi \times \vec{T}_\theta = (\cos\theta \sin^2 \phi)\vec{i} + (\sin\theta \sin^2 \phi)\vec{j} + (\sin\phi \cos\phi)\vec{k}$$

$$\begin{aligned} |\vec{T}_\phi \times \vec{T}_\theta| &= \sqrt{[\cos^2 \theta \sin^4 \phi + \sin^2 \theta \sin^4 \phi + \sin^2 \phi \cos^2 \phi]} \\ &= \sqrt{\sin^4 \phi (\cos^2 \theta + \sin^2 \theta) + \sin^2 \phi \cos^2 \phi} \\ &= \sqrt{\sin^2 \phi (\sin^2 \phi + \cos^2 \phi)} = \sin\phi. \end{aligned}$$

$$f(\vec{\Phi}(r, \theta)) = x^2 = \cos^2 \theta \sin^2 \phi.$$

$$\begin{aligned} \iint_S x^2 dS &= \int_{\theta=0}^{2\pi} \int_{\phi=0}^{\pi} (\cos^2 \theta \sin^2 \phi) \sin\phi \, d\phi d\theta \\ &= \left( \int_{\theta=0}^{2\pi} (\cos^2 \theta) d\theta \right) \left( \int_{\phi=0}^{\pi} (\sin^3 \phi) d\phi \right) \\ &= \left[ \int_{\theta=0}^{2\pi} \left( \frac{1}{2} + \frac{1}{2} \cos 2\theta \right) d\theta \right] \left[ \int_{\phi=0}^{\pi} (1 - \cos^2 \phi) (\sin \phi) d\phi \right] \\ &= \left[ \left( \frac{1}{2} \theta + \frac{1}{4} \sin 2\theta \right) \Big|_0^{2\pi} \right] \left[ (-\cos \theta + \frac{1}{3} \cos^3 \theta) \Big|_0^{\pi} \right] \\ &= \pi \left[ \left( 1 - \frac{1}{3} \right) - \left( -1 + \frac{1}{3} \right) \right] = \frac{4\pi}{3}. \end{aligned}$$

### Surface Integrals when $S$ is given by $z = g(x, y)$

As we saw with surface area, when  $z = g(x, y)$  we can parametrize the surface:

$$x = u \quad y = v \quad z = g(u, v) \quad \text{and}$$

$$|\vec{T}_u \times \vec{T}_v| = \sqrt{1 + (g_u)^2 + (g_v)^2} = \sqrt{1 + (g_x)^2 + (g_y)^2}; \quad \text{so we have:}$$

$$\iint_S f(x, y, z) dS = \iint_D f(x, y, g(x, y)) \sqrt{1 + (g_x)^2 + (g_y)^2} dx dy$$

Ex. Evaluate  $\iint_S y dS$ , where  $S$  is the surface  $z = x + y^2$ ,  $0 \leq x \leq 1$   $0 \leq y \leq 2$ .

In this case,  $g_x = 1$  and  $g_y = 2y$ .

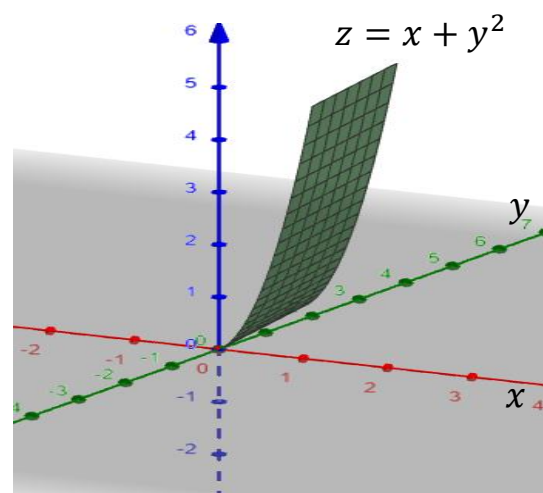
$$\iint_S y dS = \int_{y=0}^2 \int_{x=0}^1 y \sqrt{1 + 1^2 + (2y)^2} dx dy$$

$$\iint_S y dS = \int_{y=0}^2 \int_{x=0}^1 y(2 + 4y^2)^{\frac{1}{2}} dx dy$$

$$= \int_{x=0}^1 dx \int_{y=0}^2 y(2 + 4y^2)^{\frac{1}{2}} dy$$

$$= (1) \int_{y=0}^2 y(2 + 4y^2)^{\frac{1}{2}} dy \quad (\text{let } u = 2 + 4y^2, \quad \frac{1}{8} du = y dy)$$

$$= \frac{13\sqrt{2}}{3}.$$



To find the center of mass of a surface  $S$ , where  $\rho(x, y, z)$  = density at  $(x, y, z)$ .

$m = \text{mass} = \iint_S \rho(x, y, z) dS$  and  $(\bar{x}, \bar{y}, \bar{z})$  is the center of mass.

$$\bar{x} = \frac{1}{m} \iint_S x \rho(x, y, z) dS$$

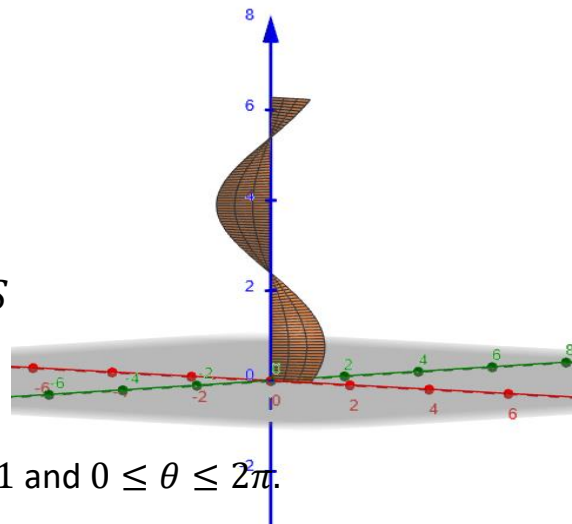
$$\bar{y} = \frac{1}{m} \iint_S y \rho(x, y, z) dS$$

$$\bar{z} = \frac{1}{m} \iint_S z \rho(x, y, z) dS$$

Ex. Suppose a Helicoid,  $S$ , is parametrized by  $\vec{\Phi}(r, \theta) = \langle r \cos \theta, r \sin \theta, \theta \rangle$ ; where  $0 \leq r \leq 1$  and  $0 \leq \theta \leq 2\pi$ . Suppose the density at  $(x, y, z) \in S$  equals the distance to the  $z$ -axis. Find the mass and write down definite integrals representing the center of mass  $(\bar{x}, \bar{y}, \bar{z})$ .

In this case  $\rho(x, y, z) = \sqrt{x^2 + y^2}$ .

$$m = \text{mass} = \iint_S \rho(x, y, z) dS = \iint_S \sqrt{x^2 + y^2} dS$$



$\vec{\Phi}(r, \theta) = \langle r \cos \theta, r \sin \theta, \theta \rangle$ ; where  $0 \leq r \leq 1$  and  $0 \leq \theta \leq 2\pi$ .

as we have seen in a previous example:

$$\vec{T}_r = \langle \cos \theta, \sin \theta, 0 \rangle \quad \vec{T}_\theta = \langle -r \sin \theta, r \cos \theta, 1 \rangle$$

$$\vec{T}_r \times \vec{T}_\theta = \begin{vmatrix} \vec{i} & \vec{j} & \vec{k} \\ \cos \theta & \sin \theta & 0 \\ -r \sin \theta & r \cos \theta & 1 \end{vmatrix} = \sin \theta \vec{i} - \cos \theta \vec{j} + r \vec{k}.$$

$$|\vec{T}_r \times \vec{T}_\theta| = \sqrt{1 + r^2}.$$

We also know that  $\sqrt{x^2 + y^2} = (\sqrt{r^2 \cos^2 \theta + r^2 \sin^2 \theta}) = r$ ; since  $r \geq 0$ .

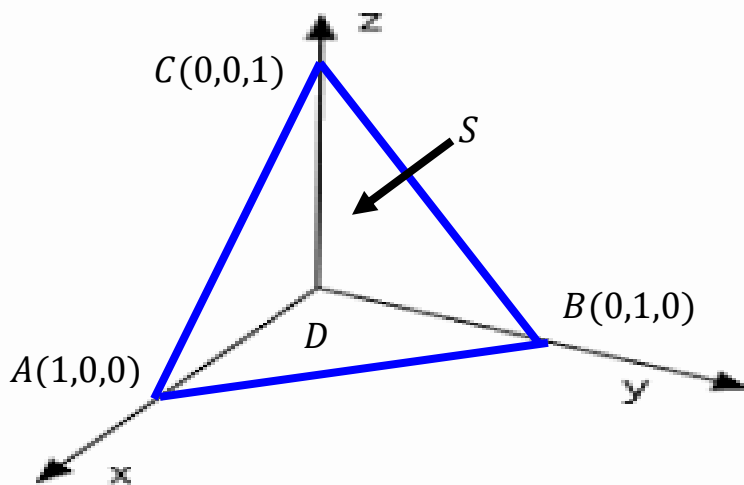
$$\begin{aligned} m = \text{mass} &= \int_{\theta=0}^{2\pi} \int_{r=0}^1 r \sqrt{1+r^2} dr d\theta. \\ &= \int_{\theta=0}^{2\pi} d\theta \int_{r=0}^1 r(1+r^2)^{\frac{1}{2}} dr \\ &= (2\pi) \left( \frac{1}{3} (1+r^2)^{\frac{3}{2}} \right) \Big|_0^1 = \frac{2\pi}{3} (2\sqrt{2} - 1). \end{aligned}$$

$$\bar{x} = \frac{1}{m} \iint_S x \rho(x, y, z) dS = \frac{1}{m} \int_{\theta=0}^{2\pi} \int_{r=0}^1 (r \cos \theta) (r \sqrt{1+r^2}) dr d\theta$$

$$\bar{y} = \frac{1}{m} \iint_S y \rho(x, y, z) dS = \frac{1}{m} \int_{\theta=0}^{2\pi} \int_{r=0}^1 (r \sin \theta) (r \sqrt{1+r^2}) dr d\theta$$

$$\bar{z} = \frac{1}{m} \iint_S z \rho(x, y, z) dS = \frac{1}{m} \int_{\theta=0}^{2\pi} \int_{r=0}^1 (\theta) (r \sqrt{1+r^2}) dr d\theta .$$

Ex. Find  $\iint_S y dS$ , where  $S$  is bounded by the triangle with vertices  $A(1,0,0)$ ,  $B(0,1,0)$ ,  $C(0,0,1)$ .



First find the equation of the plane that contains these 3 points.

$$\overrightarrow{AB} = \langle -1, 1, 0 \rangle \qquad \overrightarrow{AC} = \langle -1, 0, 1 \rangle$$

$$\overrightarrow{AB} \times \overrightarrow{AC} = \begin{vmatrix} \vec{i} & \vec{j} & \vec{k} \\ -1 & 1 & 0 \\ -1 & 0 & 1 \end{vmatrix} = \vec{i} + \vec{j} + \vec{k}.$$

$\vec{N} = \vec{i} + \vec{j} + \vec{k} = \langle 1, 1, 1 \rangle$  is perpendicular to the plane containing  $A$ ,  $B$ , and  $C$ .

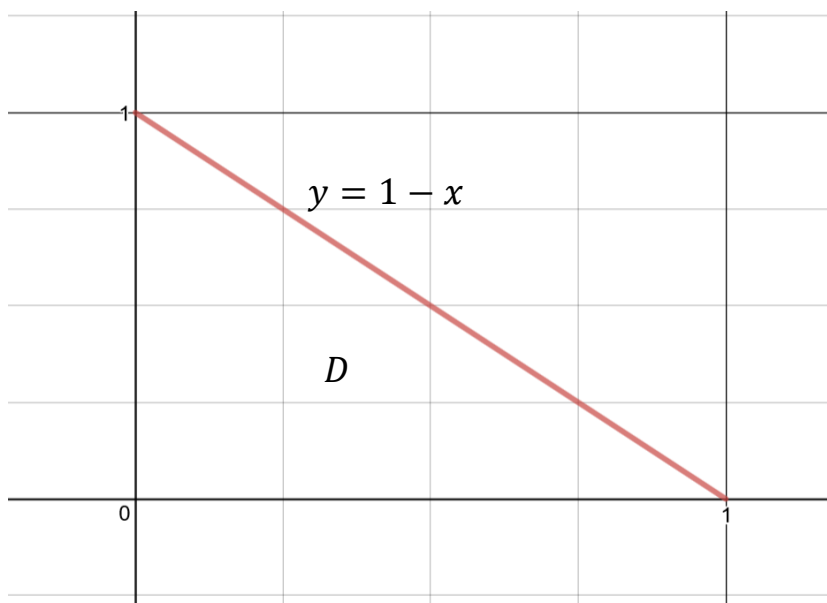
Using  $\vec{N}$  and the point  $(1,0,0)$ , an equation of this plane is:

$$(x - 1) + y + z = 0$$

Solving this equation for  $z$ :  $z = -x - y + 1$ , so  $z_x = -1$   $z_y = -1$ .

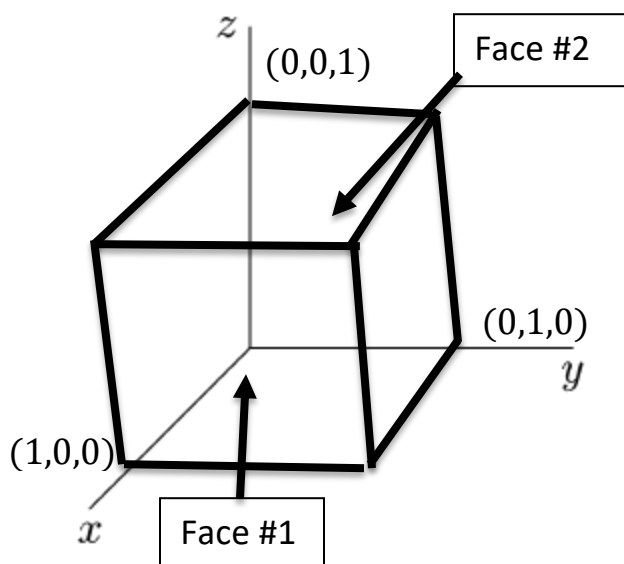
$$\begin{aligned} \iint_S y dS &= \iint_D y \sqrt{1 + (z_x)^2 + (z_y)^2} dx dy \\ &= \iint_D y \sqrt{1 + (-1)^2 + (-1)^2} dx dy = \iint_D y \sqrt{3} dx dy. \end{aligned}$$

$D$  is bounded by the  $x$ -axis, the  $y$ -axis, and the line  $y = -x + 1$ .



$$\begin{aligned}
 \iint_S y dS &= \int_{x=0}^{x=1} \int_{y=0}^{y=-x+1} (y\sqrt{3}) dy dx \\
 &= \int_{x=0}^{x=1} \sqrt{3} \left(\frac{1}{2}\right) y^2 \Big|_{y=0}^{y=-x+1} dx \\
 &= \int_{x=0}^{x=1} \frac{\sqrt{3}}{2} (-x+1)^2 dx = \frac{\sqrt{3}}{2} \left(-\frac{1}{3}\right) (-x+1)^3 \Big|_0^1 = \frac{\sqrt{3}}{6}.
 \end{aligned}$$

Ex. Evaluate  $\iint_S x^2 dS$ , where  $S$  is the boundary of the cube  $[0,1] \times [0,1] \times [0,1]$ .



The surface  $S$  is made up of the 6 faces of the cube. We must parametrize each face of the cube.



Face #1:  $x = 1, 0 \leq y \leq 1, 0 \leq z \leq 1$ ; ie  $\vec{\Phi}(u, v) = \langle 1, u, v \rangle$ ;

$$0 \leq u, v \leq 1$$

$$\vec{T}_u = \langle 0, 1, 0 \rangle, \quad \vec{T}_v = \langle 0, 0, 1 \rangle; \quad \vec{T}_u \times \vec{T}_v = \vec{i}; \quad \text{so} \quad |\vec{T}_u \times \vec{T}_v| = 1.$$

$$\iint_{\text{Face } 1} x^2 dS = \int_{z=0}^{z=1} \int_{y=0}^{y=1} 1^2 dy dz = 1.$$

Face #2:  $x = 0, 0 \leq y \leq 1, 0 \leq z \leq 1$ ; ie  $\vec{\Phi}(u, v) = \langle 0, u, v \rangle$ ;

$$0 \leq u, v \leq 1.$$

$$\iint_{\text{Face } 2} x^2 dS = \int_{z=0}^{z=1} \int_{y=0}^{y=1} 0^2 dy dz = 0.$$

Face #3:  $y = 1, 0 \leq x \leq 1, 0 \leq z \leq 1$ ; ie  $\vec{\Phi}(u, v) = \langle u, 1, v \rangle$ ;

$$0 \leq u, v \leq 1.$$

$$|\vec{T}_u \times \vec{T}_v| = 1$$

$$\text{so } \iint_{\text{Face } 3} x^2 dS = \int_{z=0}^{z=1} \int_{x=0}^{x=1} x^2 dx dz = \int_{z=0}^{z=1} dz \int_{x=0}^{x=1} x^2 dx = \frac{1}{3}.$$

Faces 4-6 work out just the same as face 3 so the integral for each face equals  $\frac{1}{3}$ .

$$\iint_S x^2 dS = 1 + 0 + \frac{1}{3} + \frac{1}{3} + \frac{1}{3} + \frac{1}{3} = \frac{7}{3}.$$